



District Report Card: 2017


State: Maharashtra	District: Yavatmal
Class: 3	Subject: Language
Schools: 61	Students: 1188


Participation/Coverage


Students

GENDER 	Boys		Girls	
	Number	%	Number	%
	561	47.22	627	52.78

AREA 	Rural		Urban	
	Number	%	Number	%
	862	72.56	326	27.44

CATEGORY 	SC		ST		OBC		GEN	
	Number	%	Number	%	Number	%	Number	%
	138	11.62	238	20.03	492	41.41	320	26.94

CWSN 	LD	VI	HI	S&LD	ID	Oth
	1	10	1	0	2	1

Management 	Government		Government-aided	
	Number	%	Number	%
	888	74.75	300	25.25

Average Performance of Students in Language (%)

Overall	Gender		Area		Management		Social Group			
	Male	Female	Rural	Urban	Govt.	Aided	SC	ST	OBC	GEN
59.10	58.57	59.57	58.87	59.71	58.83	59.91	65.27	56.72	56.44	62.31

Performance on Learning Outcomes (LOs)

Learning Outcomes	Description	Average Performance(%)
L304	Reads small texts with comprehension i.e., identifies main ideas, details, sequence and draws conclusions	61.67
L312	Reads printed scripts on the classroom walls: poems, posters, charts etc.	53.97

Range of Performance of Students who Answered Correctly							
Below 30%		30% - 50%		50% - 75%		Above 75%	
Number	%	Number	%	Number	%	Number	%
144	12.12	310	26.09	389	32.74	345	29.04

Lowest Performing Learning Outcomes (LOs)

1 - Reads printed scripts on the classroom walls: poems, posters, charts etc. (53.97)

2 - Reads small texts with comprehension i.e., identifies main ideas, details, sequence and draws conclusions (61.67)